

Descripción:  
**TER**  
**PANEL SÁNDWICH**

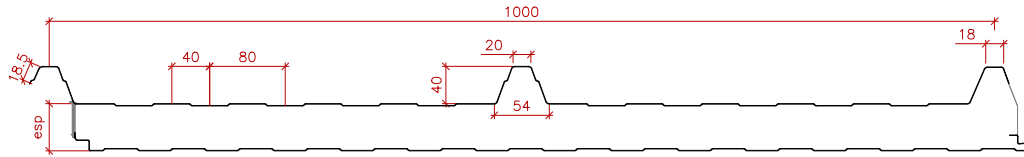
Unidad:  
**mm**  
Escala:  
**1/ \***

Revisado:  
**2021/05/05**  
Autor:  
**Víctor Soldevilla**



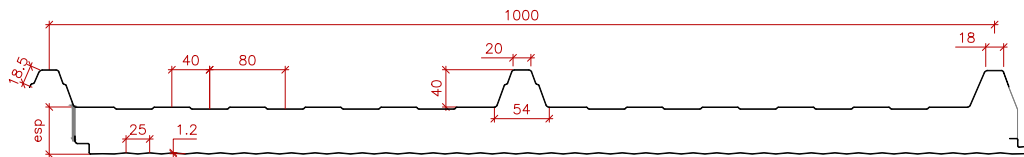
Escala:  
**1/8**

DOGATO EXT.  
PERFILADO



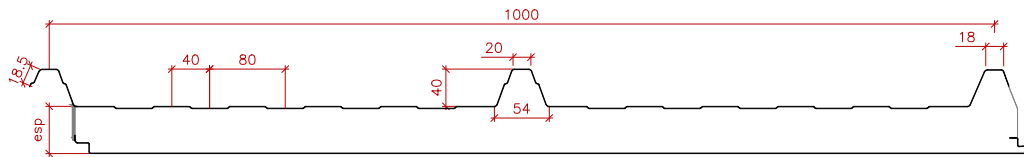
DOGATO INT.  
PERFILADO

DOGATO EXT.  
PERFILADO



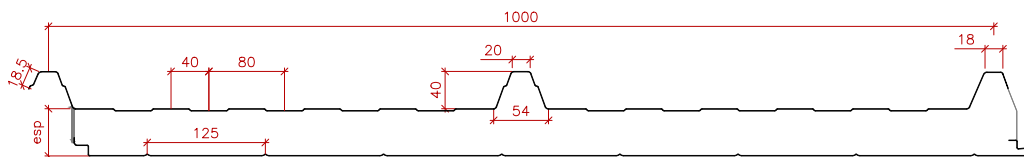
ESPECIAL INT.  
MICROPERFILADO  
(MINI DIAMANTE)

DOGATO EXT.  
PERFILADO



LISO INT.  
SIN PERFILADO

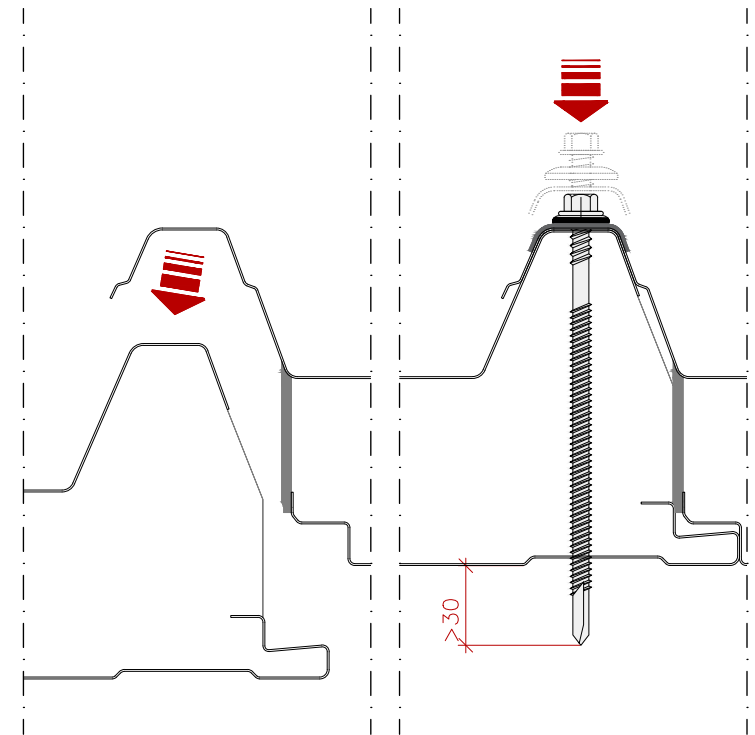
DOGATO EXT.  
PERFILADO




ALISTONADO INT.  
MICROPERFILADO  
(LISTÓN MADERA)

SECCIÓN : ENCAJE :


Escala:  
**1/2**




VISTAS:



FRONTAL



MÚLTIPLE



ENCAJE