

Descripción:
PENTA
PANEL SÁNDWICH

Unidad:
mm
 Escala:
1/ *

Revisado:
2021/05/07
 Autor:
Víctor Soldevilla

Revisión:
CE01

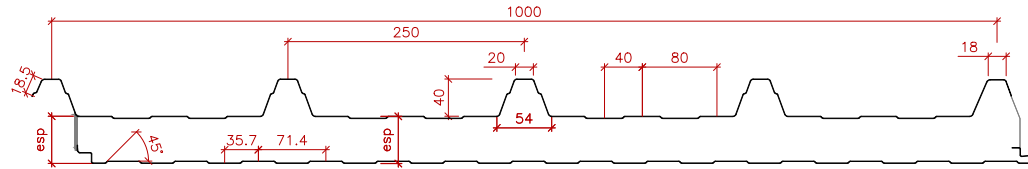
italpanelli

Escala:
1/8

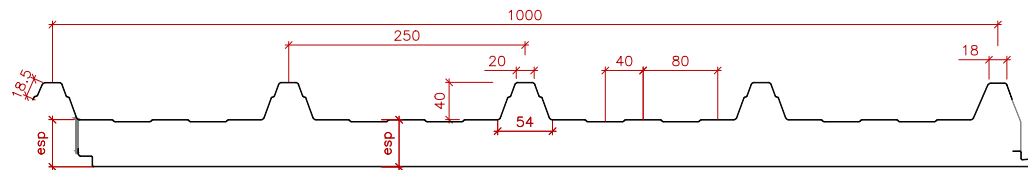
SECCIÓN : ENCAJE :

Escala:
1/2

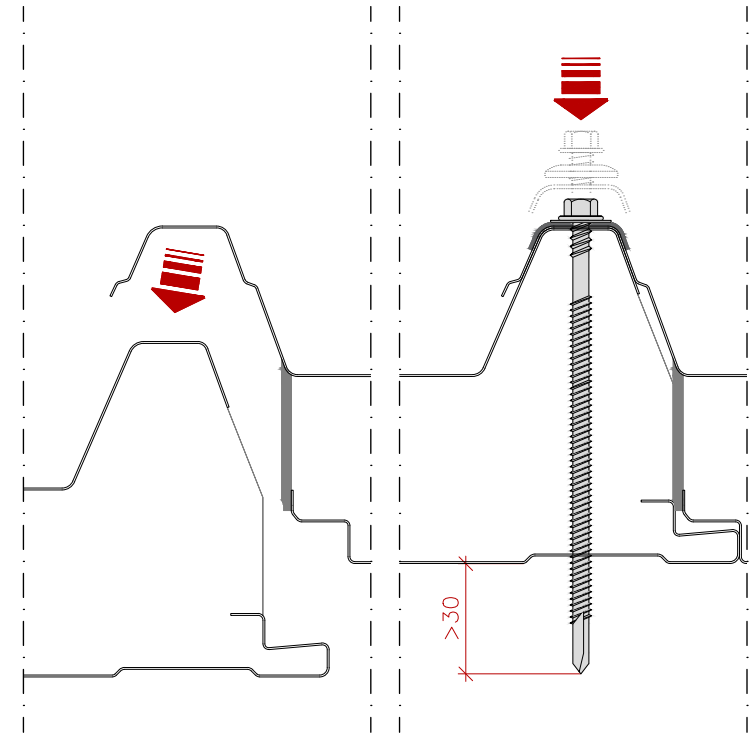
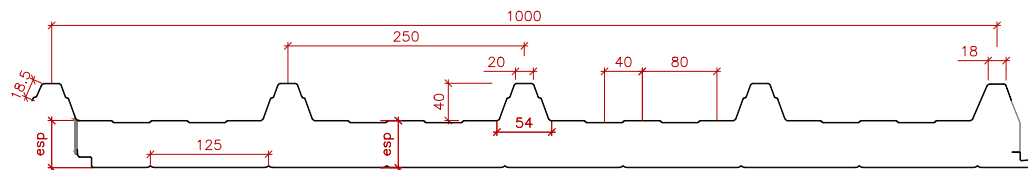
[EXT.] DOGATO
 PERFILADO
 [INT.] DOGATO
 PERFILADO




[EXT.] DOGATO
 PERFILADO
 [INT.] LISO
 SIN PERFILADO




[EXT.] DOGATO
 PERFILADO
 [INT.] ALISTONADO
 MICROPERFILADO
 (LISTÓN MADERA)




VISTAS:



FRONTAL



MÚLTIPLE



ENCAJE