

Descripción:
MEC W
PANEL SÁNDWICH

Unidad:
mm
Escala:
1/ *

Revisado:
2021/05/07
Autor:
Víctor Soldevilla

Revisión:
CE01

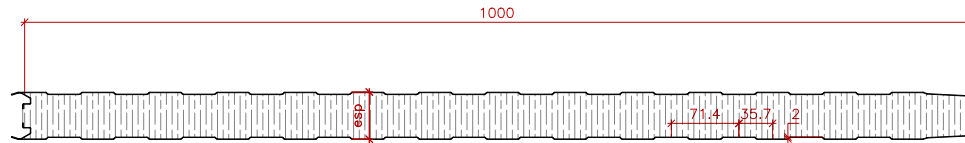
italpanelli

Escala:
1/8

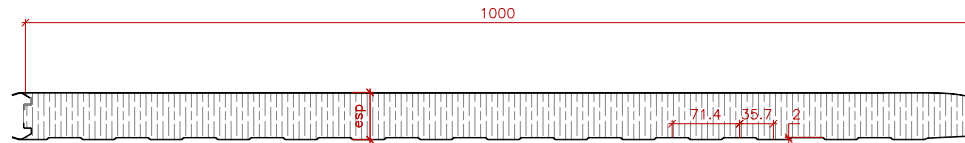
SECCIÓN : ENCAJE :

Escala:
1/2

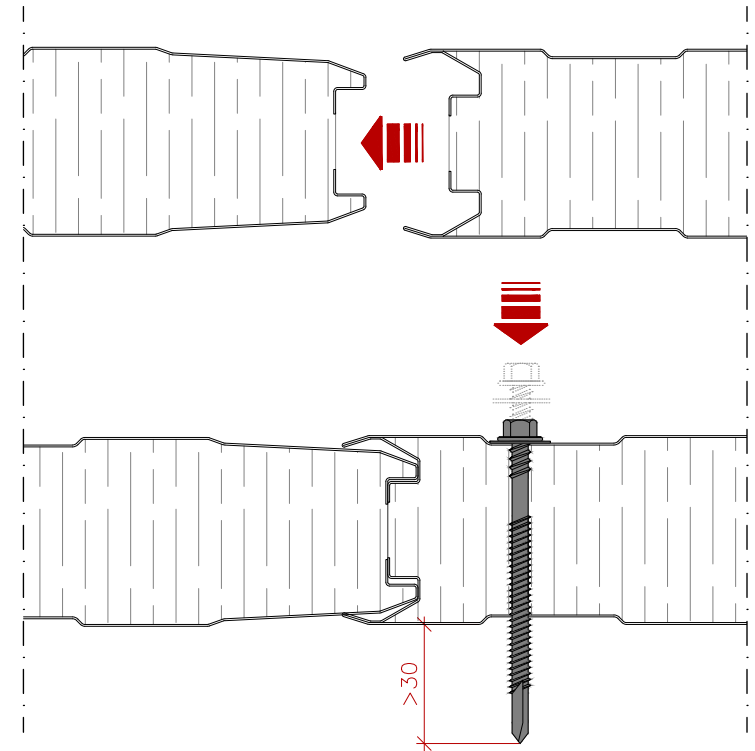
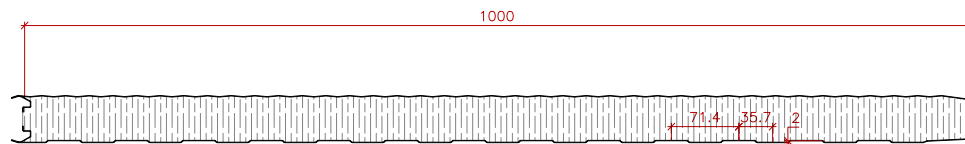
[EXT.] DOGATO
PERFILADO
[INT.] DOGATO
PERFILADO
FORADO



[EXT.] LISO
SIN PERFILADO
[INT.] DOGATO
PERFILADO
FORADO



[EXT.] ESPECIAL
MICROPERFILADO
(MINI DIAMANTE)
[INT.] DOGATO
PERFILADO
FORADO



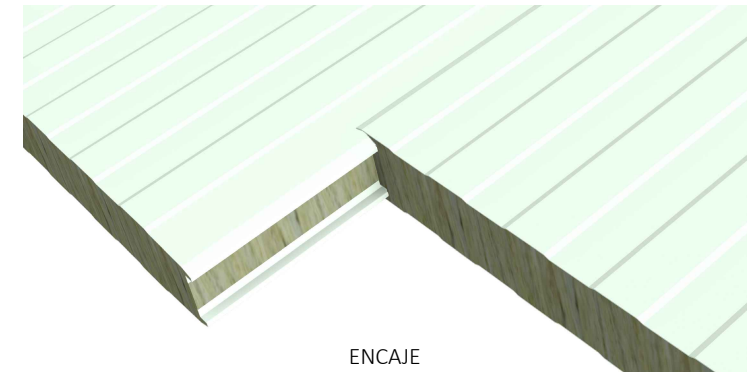
VISTAS:



FRONTAL



MÚLTIPLE



ENCAJE